


# MAILMASTER 465 *HS*

*Flexible Inserting Systems*



**STANDARD**

**KAS**

Standard, 10 Connector Road, Andover, MA 01810 ■ 978-470-1920 ■ Fax 978-470-2771 ■ [www.sdmc.com](http://www.sdmc.com)



**KAS**



**STANDARD**



# MAILMASTER 465 Flexible Inserting Systems *HS*

The Mailmaster **465HS** handles #10 to 10 x13 envelopes, inserting at speeds of up to 6000 completed envelopes per hour. It combines a unique design with proven technology, backed by over forty years experience in mailing. This comprehensive modular enveloping system offers flexibility, durability and ease of set-up.

Insert stations can handle a wide variety of material including single sheets, card, reply envelopes, pre-folded items and booklets. It is possible to pre-select the number of items fed from an insert station, and have the feed switch automatically from one station to another when it runs low. Each system has one bookfeeder as standard capable of handling books up to 1/4 inch thick, but more can be included and in some circumstances the thickness increased.



Touch screen control of machine operation with a choice of three levels of screen. The simplest level gives station selection, speed control, re-settable counter, help pages, output speed and error location display. A larger screen is available which also provides further on screen run information, and data downloads to a PC for storage and printing reports.

Each insertion station has miss, double and jam detectors. There are further sensors throughout the machine to check the path of the documents through the system. Any error automatically stops the machine and the location is displayed on the screen.

Changeover between jobs takes just a few minutes even when switching between #10 and 9 x12 envelopes.


There is a choice of end-feeders for the prime document to feed flat for 9 x12 and fold for smaller envelopes, including a 24,000 sheet per hour cut sheet feeder with set accumulator and high end capacity infeed conveyor, with the facility to add reading and folding.

Optical Mark reading, Barcode reading and OCR are all available to provide the facility for batching the prime document, selection of inserts, matching and merging documents from more than one prime document feeder or from insert stations, divert or filled envelopes before sealing, envelope marking, mail sorting and integrity control.




## Standard Features:

- Inserts into #10 up to 10 x13 envelopes
- Quick changeover between jobs
- Durable construction
- Up to 6000 envelopes per hour output
- Packing thickness up to 1/2
- Pivoting touch screen control panel
- Sequential start up/clear down
- Simple top load, bottom feed
- Envelope low sensor
- Miss, double, jam detectors on insert feeders
- Two bookfeeders
- On screen run information
- Hand feed or on-line position
- Output conveyor stacker
- Automatic station switching (cascading)



Kas unique insertion system positively guides the material into the envelope



Fast Sheet Feeder with integral sheet accumulator and folding. Optical Mark Reading, OCR, Barcode and 2-D reading can be added. Jobs can be stored as pre-sets to simplify changeover.

## Options:

- Document accumulation and nest folding
- Continuous forms cutter
- In-line corner stapling and bookletmaking
- Additional bookfeeders
- Further hand feed positions
- Multiple feeding from insert stations
- High capacity infeed conveyors
- OMR, OCR, 2D and Barcode reading
- Management Information
- Report print facility
- Filled envelope divert
- Envelope marking
- Mail sorting
- Output integrity control
- In-line metering